



CHECK YOUR HARD DISK BEFORE DAMAGE

HARD DISK MONITORING & ALERT APPLICATION

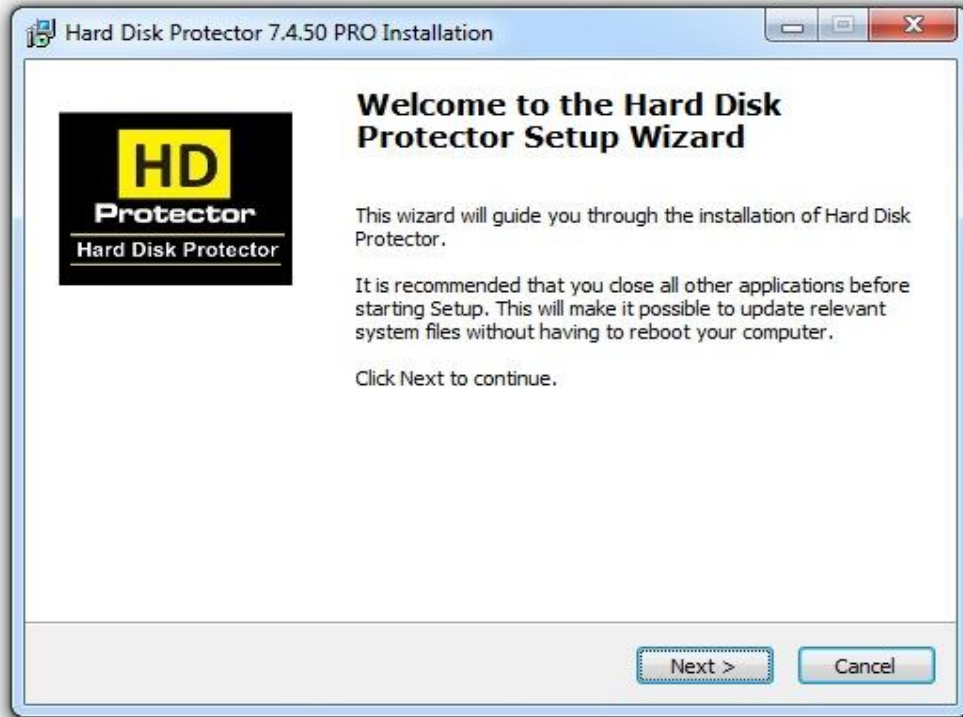
## Product Installation



Double Click on '**Hard Disk Protector Setup.exe**' Icon



Single Click on '**Yes**' Button



Single Click on 'Next' Button



Single Click on 'I Agree' Button



Single Click on **'Next'** Button



Single Click on **'Next'** Button



Single Click on **'Install'** Button

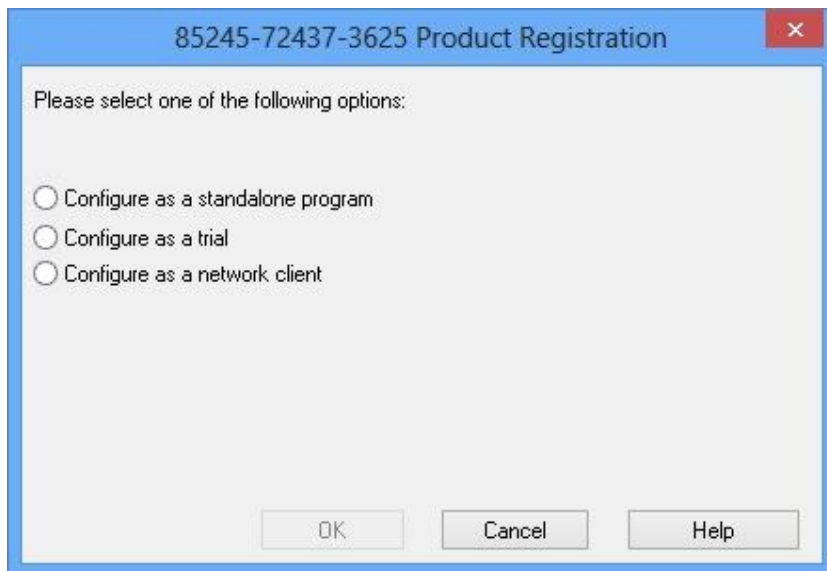


Please wait while Hard Disk Protector is being installed.



Single Click on **'Finish** Button

## Product Registration



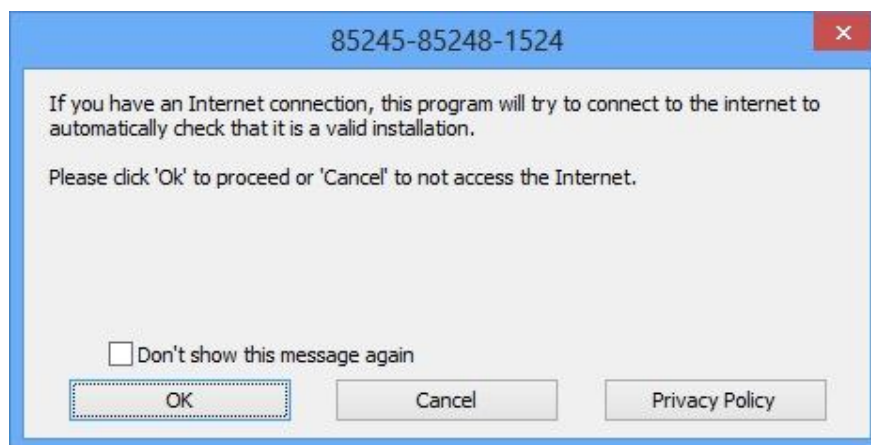
Please select option of **"Configure as a standalone program"**

**For proceed to Licence Registration**



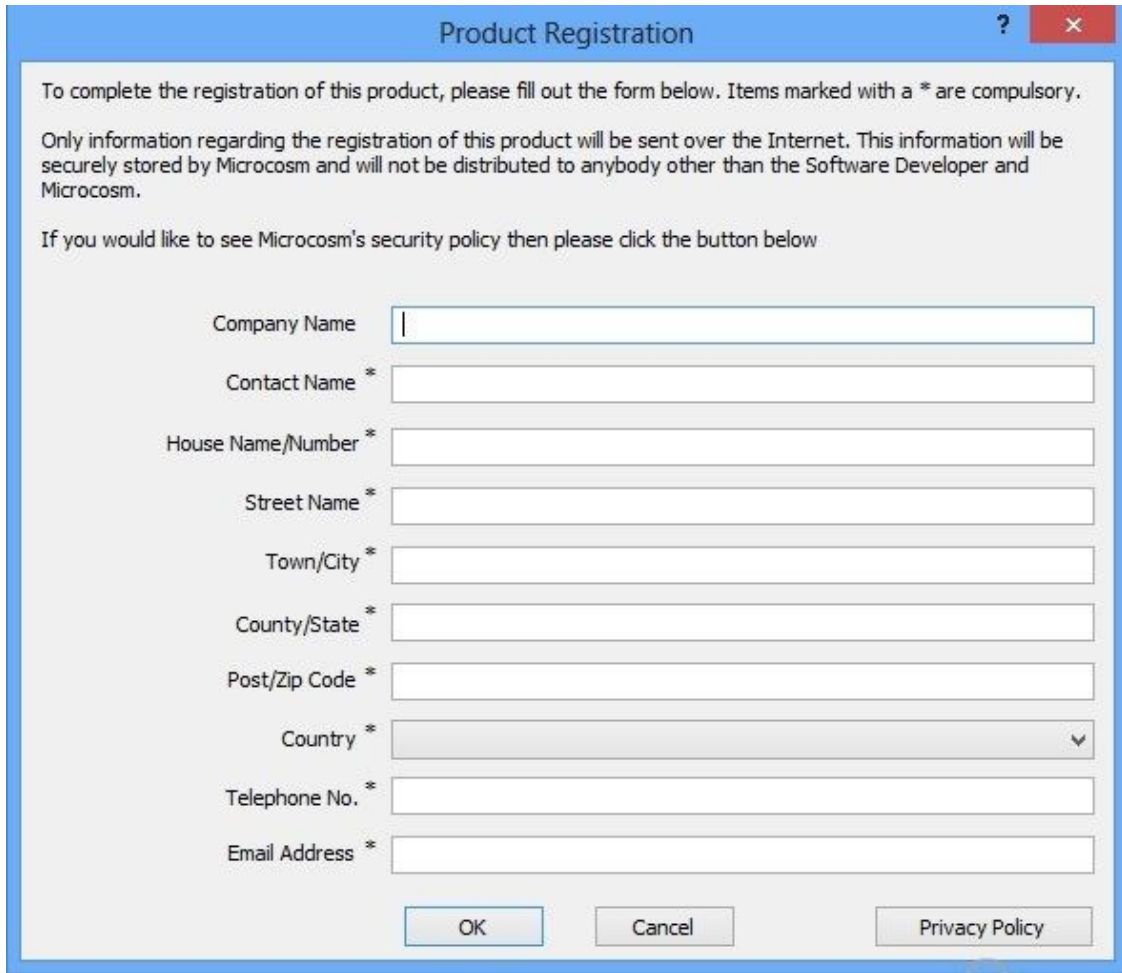
After purchasing a Licence version of Hard Disk Protector,  
The Licence Key is received to the user or vendor.

**On This page, the Licence Key can be entered and OK.**



**If you have an Internet Connection, this Program will try to connect to the  
Internet to automatically check that it is a valid installation.**

Please Click 'OK' to proceed or Cancel to not access the Internet.

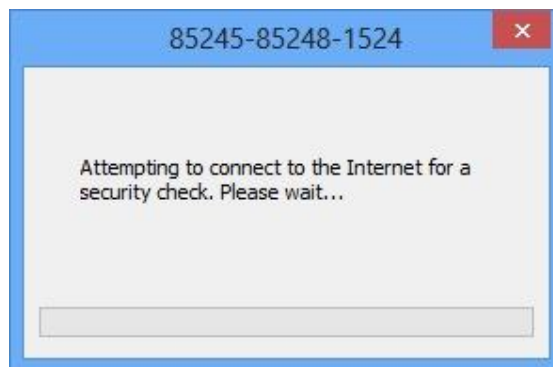


The image shows a 'Product Registration' dialog box with a blue title bar and a red close button. The text inside reads: 'To complete the registration of this product, please fill out the form below. Items marked with a \* are compulsory. Only information regarding the registration of this product will be sent over the Internet. This information will be securely stored by Microcosm and will not be distributed to anybody other than the Software Developer and Microcosm. If you would like to see Microcosm's security policy then please click the button below'. The form contains the following fields: 'Company Name' (text box), 'Contact Name \*' (text box), 'House Name/Number \*' (text box), 'Street Name \*' (text box), 'Town/City \*' (text box), 'County/State \*' (text box), 'Post/Zip Code \*' (text box), 'Country \*' (dropdown menu), 'Telephone No. \*' (text box), and 'Email Address \*' (text box). At the bottom, there are three buttons: 'OK', 'Cancel', and 'Privacy Policy'.

To complete the registration form of this product, please fill out the form below. Items marked \* are compulsory.

Only information regarding the registration of this product will be send over the internet only.

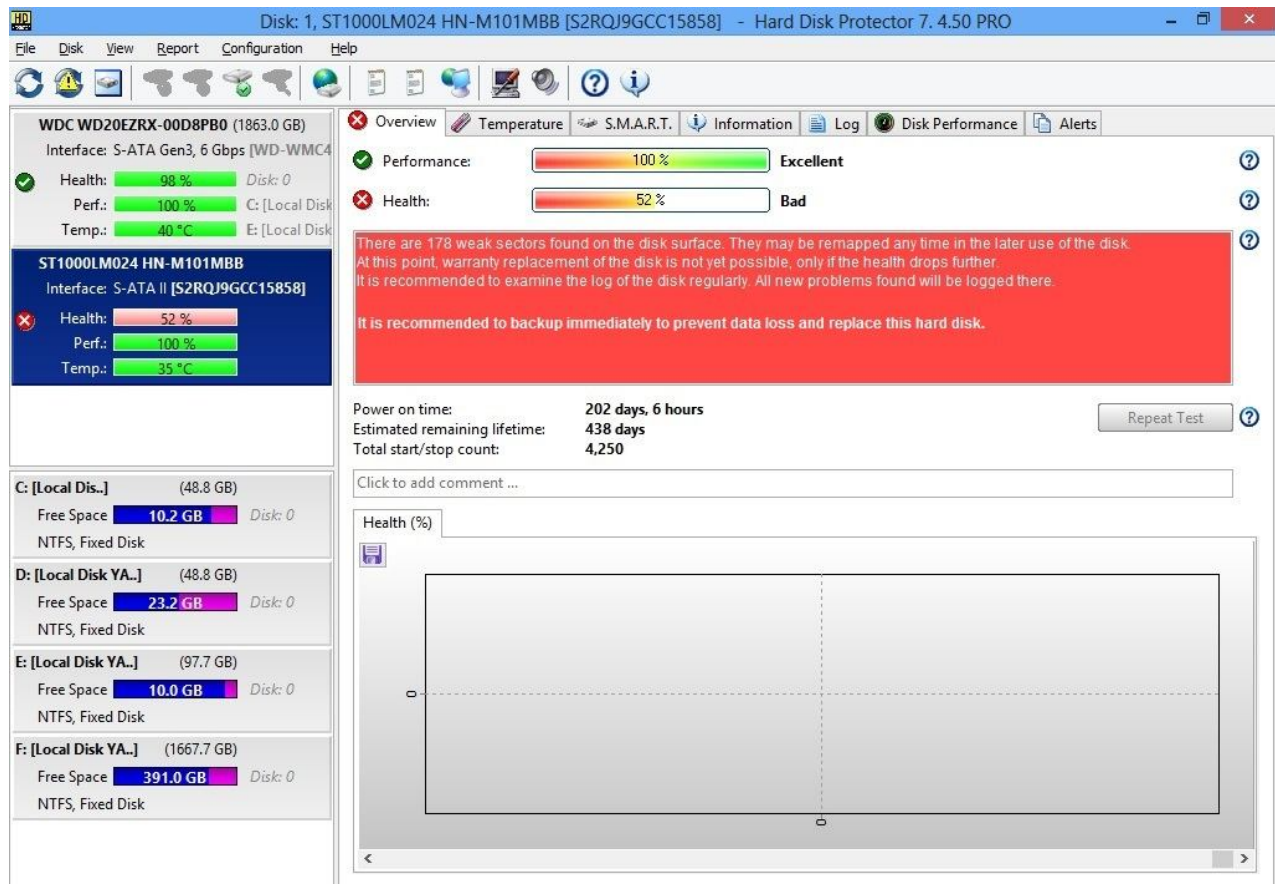
**Please fill out the form and Click 'OK' to proceed**



Hard Disk Protector verifies the 'Licence Key' itself and then the key is verified on the

On-line registration server (this procedure is called activation).

The application is activated if the key is accepted by the application itself.



**Application run automatically in a few seconds.**



Web : [www.hdprotector.co.in](http://www.hdprotector.co.in)  
E-Mail : [help@hdprotector.co.in](mailto:help@hdprotector.co.in)